

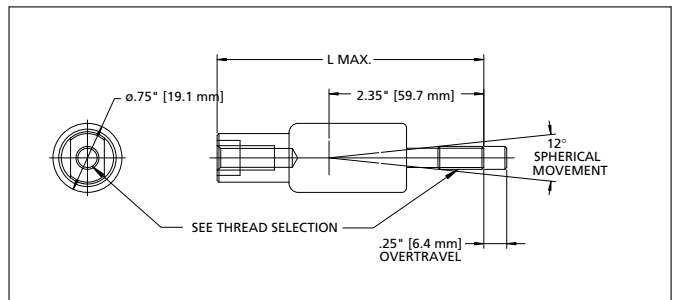
Hardware

- Solenoid spring swivel
- In-line swivel
- Solenoid end cap
- Clevis yoke
- Clevis yoke bead chain assemblies
- PVC terminal protector
- Spherical rod end
- Connectors

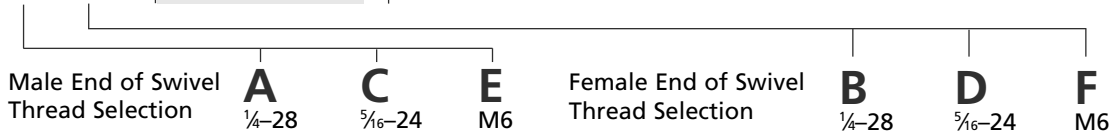


Solenoid Spring Swivel

- Provides a 12° rotational movement to compensate for minor misalignment between solenoid and linkage, and allows up to .25" overtravel
- Male and female connectors rotate 360° for easy installation
- "L" dimension 3.0" when using 1/4-28 or M6 male; 3.25" when using 5/16-24 male



ORDER NO.	Solenoid Model No.	Optional Return Spring
SA-3157 - () ()	1502-1504-1753	No
SA-3158 - () ()	1502-1504-1753	Yes
SA-3159 - () ()	1751-2001-2003	No
SA-3160 - () ()	1751-2001-2003	Yes

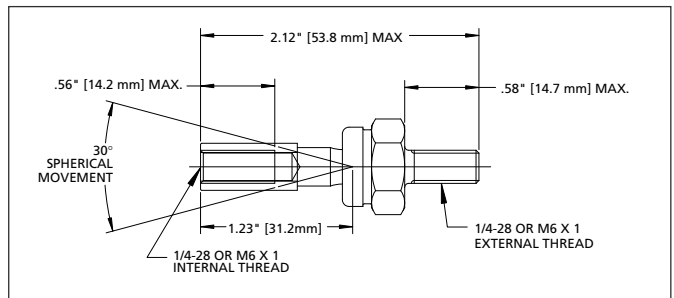


When you order: You will need to provide the male and female swivel thread selection

In-line Swivel

Compensates for possible misalignment between rigid linkage and solenoid plunger

ORDER NO.	Mounting Thread
SA-4049	1/4-28
SA-4050	M6 x 1



Solenoid End Cap

- Hypalon® rubber end cap thoroughly seals solenoid from contaminants such as water, oil, chemicals and salts
- Sized for 1500, 1750, and 2000 series solenoids

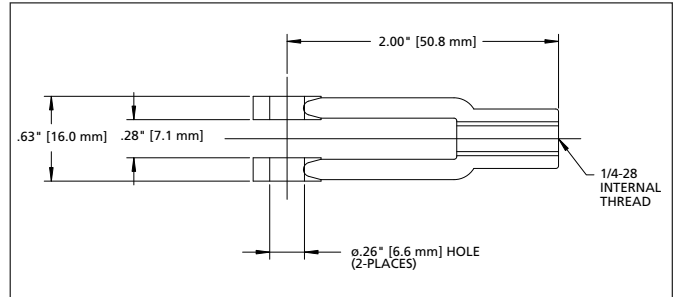
®Hypalon is a registered trademark of DuPont Dow Elastomers.

ORDER NO.	Solenoid Model No.
SE-5601	1500 Series
SE-5614	1750 Series
SE-5559	2000 Series

Clevis Yoke

For use in customer designed linkage assemblies

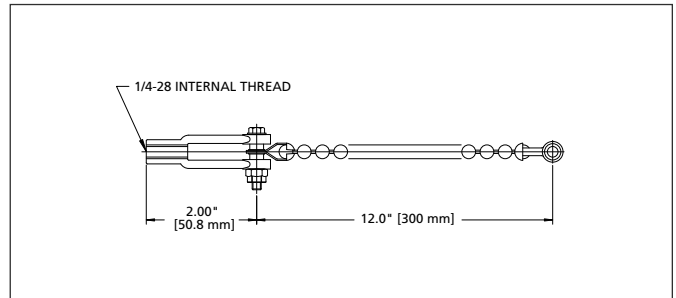
ORDER NO.	Mounting Thread
SA-0008-A	1/4-28



Clevis Yoke Bead Chain Assemblies

Used whenever a flexible connection is required, such as pulling a throttle lever on a gasoline engine

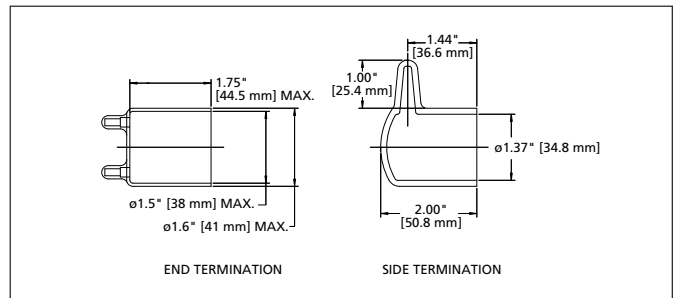
ORDER NO.	Mounting Thread
SA-0293-B	1/4-28



PVC Terminal Protector

- For internally switched solenoids with terminals
- Fits over solenoid cap to protect terminals from accidental shorting
- Available in end or side termination

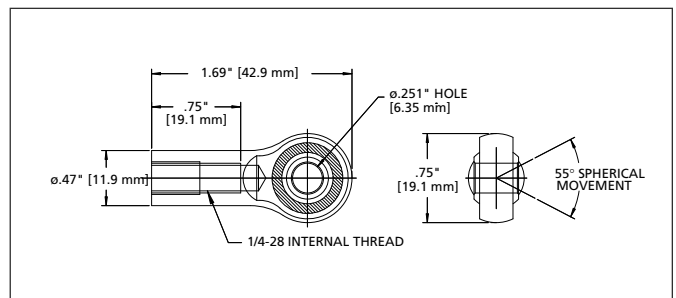
ORDER NO.	Termination
SA-2968	End
SA-2968-UK	Side



Spherical Rod End

- Heavy duty, low friction, nylon race ball joints for connecting solenoid linkage to fuel pump levers
- Available in male and female options

ORDER NO.	Body	Stud
SA-4280	Internal 1/4-28	None
SA-4188	Internal 1/4-28	External 1/4-28
SA-4232	External 1/4-28	External 1/4-28



Connectors

- For externally switched solenoids with leads
- Special materials and seals are used to allow the connector to withstand extreme temperature and moisture conditions
- For ordering information contact Woodward

